

The Atlas Copco logo is positioned in the top right corner of the page. It consists of the company name "Atlas Copco" in a white, serif font, centered between two horizontal white bars. The background of the entire page is a photograph of an industrial facility with a large, dark metal roof structure and large windows that let in bright, warm light. In the foreground, a dark grey Atlas Copco compressor unit is mounted on a concrete base. To the right of the compressor is a large, vertical, cylindrical metal tank. The overall scene is industrial and well-lit.A technical drawing of a screw compressor is overlaid on a blue triangular graphic in the bottom left corner. The drawing shows a cross-section of the compressor's internal components, including the two intermeshing screws and the housing. Various dimensions and labels are present, such as "11300 (P4-3)", "11300 (P4-2)", "C-C (1:2)", "Ø102", "Ø72", "Ø72.5", "Ø8", "30.8", "18.5", "110.5", and "41.8".

Oil-injected rotary screw compressors

G 15-22 / GA 15-26 / GA 11+30 / GA 15-37 VSD+
(11-37 kW / 15-50 hp)



Atlas Copco



Meeting your every need for compressed air

Atlas Copco's G, GA, GA+, and GA VSD+ oil-injected screw compressors provide you with industry-leading performance, reliability and low cost of ownership. The G 15-22 is a high-quality, reliable air compressor with the lowest initial investment cost. The GA 15-26 provides all-in-one technology and reduced sound levels. The GA 11+-30 delivers top quality and efficiency in the fixed speed compressor segment. Our premium product, the GA 15-37 VSD+, is a unique state-of-the-art air compressor with unparalleled performance and energy savings.

G 15-22

Robust economical compressors

- Atlas Copco premium quality and reliability at the lowest initial investment cost.
- Easy installation and maintenance.
- User-friendly, simplified BASE controller.

GA 15-26

Compact industrial air systems

- Premium GA quality and optimal serviceability at a low initial investment cost.
- Quality, dry air thanks to the integrated dryer.
- Total control and assured efficiency with the Elektronikon® Swipe controller.

GA 11+-30

Industry-leading performers

- Exceptional Free Air Delivery and efficiency.
- Best-in-class power consumption and noise emission.
- Thanks to the integrated dryer, high quality dry air is guaranteed.
- Easy control and maintenance with the Elektronikon® Touch controller with high-definition color display.

GA 15-37 VSD+

Ultimate energy savers

- On average 50% energy savings compared to traditional fixed speed compressors.
- Excellent-quality, dry air at the lowest energy cost with the new, integrated dryer range.
- Easy monitoring and maintenance thanks to the Elektronikon® Touch controller with high-definition color display.
- Innovative vertical design minimizes the required floor space while improving serviceability.

G 15-22: Robust economical compressors

The all new G 15-22 belt-driven compressor from Atlas Copco is quiet, efficient, powerful and reliable. In short, it checks all the boxes that matter most to small business owners with limited running hours. And what's even better, this robust quality comes with the lowest initial investment cost.



3 Cost-efficient maintenance

All the main components, the oil separator and oil filter are easily accessible, ensuring fast and simple maintenance.



1 Belt-driven element & motor

- Atlas Copco's patented rotary screw element allows for a 100% duty cycle.
- The complete unit is designed to operate at ambient temperatures of up to 46°C/115°F.
- Reduced noise levels and low vibration.



4 Easy installation

- Available in multiple configurations – including floor or tank-mounted and with or without integrated dryer.
- Extremely small footprint and cooling air discharge from the top allow for placement against a wall or even in a corner.



5 Full Feature (FF)

- Integrated refrigerant air dryer.
- In-line air filters.

2 Control & monitoring

- New BASE controller offers straightforward monitoring and control.
- Icon-based display, pressure settings, temperature reading.
- Running hours/hours working @ load.
- Service warnings.
- Outlet pressure setting directly on the controller.
- Pressure and element outlet temperature reading.



GA 15-26: Compact industrial air systems

Atlas Copco's all-in-one GA 15-26 compressor is always ready to supply high-quality air and help you tackle your daily challenges. Beating any workshop solution, the GA 15-26 keeps your air network clean and your production up and running.



3 High-tech oil vessel

- Protection from oil contamination: very low oil carry-over thanks to the vertical design of the oil vessel.
- Extremely low air losses during load/unload cycle thanks to minimized oil vessel size.



1 Robust element & motor

- The GA 15-26's new compression element is combined with an IE3 efficiency motor.
- 5-6% higher efficiency compared to belt-driven systems.
- Gear-driven drive train for best-in-class reliability and limited maintenance.



2 Advanced monitoring

- State-of-the-art monitoring thanks to the Elektronikon® Swipe with built-in connectivity.
- Service and warning indications, error detection and compressor shut-down.
- Standard SMARTLINK remote monitoring to maximize air system performance and energy savings.
- Optional Elektronikon® Touch controller for enhanced remote monitoring features and service time indications.



5 Easy installation

- A true plug-and-play solution for installation companies and OEMs.
- Optional integrated dryer, air filters and factory-mounted 500L receiver.
- Easy transportation by forklift.
- Remarkably compact footprint.



4 Integrated quality air solutions

- The integrated dryer avoids condensation and corrosion in the network. Optional filters for air quality up to ISO Class 1 level (<0.01 ppm).
- Standard included water separator.
- Additional energy savings with the dryer's electronic no-loss drain.



GA 11⁺-30: Industry-leading performers

Advanced connectivity and control, ground-breaking efficiency, superior reliability, ... the GA 11⁺-30 meets and exceeds the highest expectations. In addition, it comes with the widest range of options so you can tailor the unit to your specific requirements. If you need the very best, the GA 11⁺-30 delivers without compromise.



3 Advanced control

- High-tech Elektronikon® Touch controller with warning indications, compressor shut-down and maintenance scheduling.
- Easy to use and designed to perform in the toughest conditions.
- Built-in phase sequence relay for motor control and protection.
- Standard SMARTLINK remote monitoring to maximize air system performance and energy savings.
- Optional multiple compressor control (2, 4 or 6 compressors).



1 Reliable motor & drive train

- At the heart of the GA11⁺-30 is Atlas Copco's state-of-the-art compression element.
- The element is coupled with a maintenance-free and highly efficient gearbox.
- The IE4 efficiency rated motor and drive train are greased for life to avoid improper re-greasing.
- Free Air Delivery is increased by 6-10% and power consumption is reduced by 3-8% thanks to packaging and the high-performance compression element.

2 Electrical cubicle

- Reduced cubicle temperature doubles the lifetime of the electrical components.



4 Quality air solutions

- Integrated dryer range with counterflow heat exchanger, integrated water separator and optional Dryer Saver Cycle.
- The integrated dryer can be outfitted with optional DD or UD⁺ filters, resulting in oil carry-over as low as 0.01 ppm.
- Water separation of nearly 100% in all conditions with the standard electronic no-loss drain and integrated water separator in the aftercooler.



5 Innovative fan

- Based on the newest technologies.
- Highly efficient, compliant with ERP2015.
- Low noise levels.



GA 15-37 VSD+: Ultimate energy savers

With its innovative vertical design, Atlas Copco's GA 15-37 VSD+ is a game changer in the compressor industry. It offers Variable Speed Drive as standard, a compact motor and small footprint thanks to its in-house design and iPM (permanent magnet) technology. The GA VSD+ reduces energy consumption by on average 50%, with uptimes assured even in the harshest conditions.



5 Robust oil filter/separator

- Integrated bypass valve with the oil filter.
- Easy maintenance.

6 Electronic no-loss water drain

- Included as standard.
- Efficient removal of condensate without loss of compressed air.
- Manual integrated bypass for effective condensate removal in case of power failure.



7 Elektronikon® Touch controller

- Integrated smart algorithms reduce system pressure and energy consumption.
- Warning indications, maintenance scheduling and online status visualization.
- Graphic display of key parameters (day, week, month) and 32 language settings.
- Standard SMARTLINK remote monitoring to maximize air system performance and energy savings.
- Optional multiple compressor control (2, 4 or 6 compressors).



8 Sentinel inlet valve

- No inlet arrestor.
- No blow-off losses.
- Maintenance-free.

9 VSD+ cubicle

- VSD+ is superior to idling machines.
- Electrical components remain cool, enhancing their lifetime.
- Dedicated drive for iPM technology motors.
- 5% DC choke as standard.
- Heat dissipation of inverter in separate compartment.

4 Innovative fan

- Based on the newest technologies.
- Compliant with ERP2015.
- Low noise levels.

3 Direct drive


- Vertical design, fewer parts.
- Oil-cooled, pressure-tight.
- No gears or belts, no shaft seal.
- Compact: footprint down 60%.

2 Element

- The new, Atlas Copco-made compression element provides unparalleled energy savings.
- Robust and silent.

1 Interior Permanent Magnet (iPM) motor

- Very high efficiency: matches IE5 standards.
- Compact, customized design for optimal cooling by oil.
- Designed in-house in Belgium.
- IP66 protection rating.
- No cooling air flow required.
- Oil-lubricated motor bearing: no grease/re-greasing for increased uptime.



GA37VSD+FF

Atlas Copco



GA11VSD+



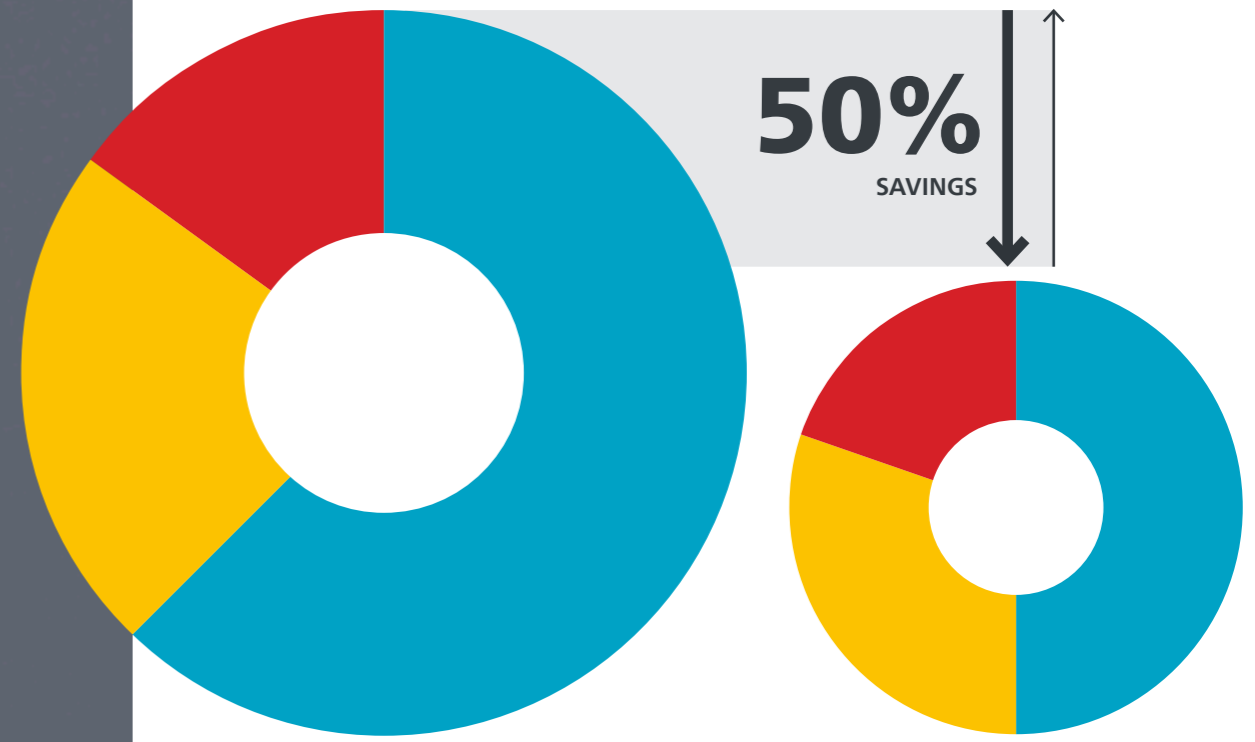
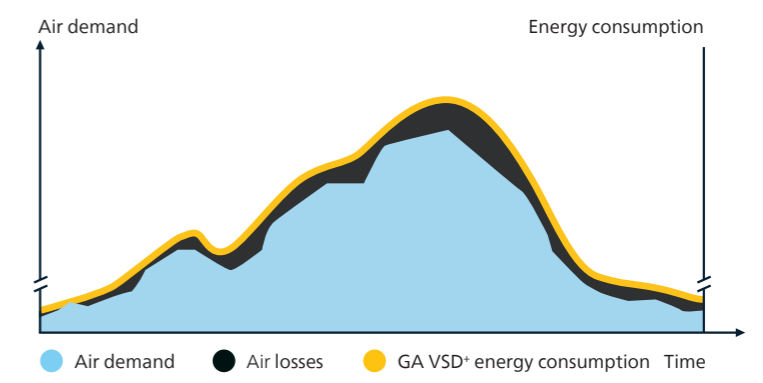
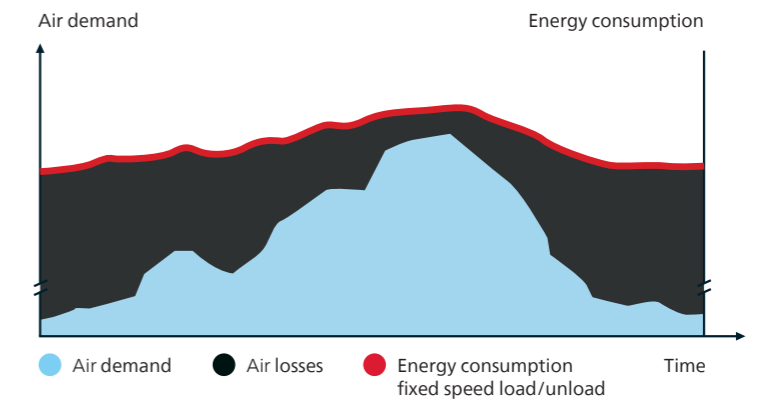
VSD+ for 50% average energy savings*

Atlas Copco's GA Variable Speed Drive+ (VSD+) technology closely matches the air demand by automatically adjusting the motor speed. Combined with the innovative design of the iPM (Permanent Magnet) motor, this results in average energy savings of 50% and an average reduction of 37% in the lifecycle cost of a compressor.

Why Atlas Copco Variable Speed Drive+ technology?

- On average 50% energy savings with an extensive flow range (20-100%).
- Integrated Elektronikon® Touch controls the motor speed and high-efficiency frequency inverter.
- No wasted idling times or blow-off losses during operation.
- Compressor can start/stop under full system pressure without the need to unload.
- Eliminates peak current penalty during start-up.
- Minimizes system leakage due to a lower system pressure.
- EMC compliance to directives (2004/108/EG).

In almost every production environment, air demand fluctuates depending on different factors such as the time of the day, week or even month.



● Energy ● Investment ● Maintenance

* Compared to fixed speed compressors, based on measurement performed by an independent energy audit agency.

A step ahead in monitoring and controls

The next-generation Elektronikon® operating system offers a great variety of control and monitoring features that allow you to increase your compressor's efficiency and reliability. To maximize energy efficiency, the Elektronikon® controls the main drive motor and regulates system pressure within a predefined and narrow pressure band.



GA 15-26: Elektronikon® Swipe

- Improved ease of use: intuitive navigation system with clear pictograms and extra 4th LED indicator for service.
- Visualization through web browser using a simple Ethernet connection.
- Easy to upgrade.

Key features:

- Automatic restart after voltage failure.
- Delayed Second Stop function.
- Dual pressure set point.
- Built-in SMARTLINK online monitoring.
- Option to upgrade to the advanced Elektronikon® Touch controller



GA 11+30 & GA 15-37 VSD+: Advanced Elektronikon® Touch controller

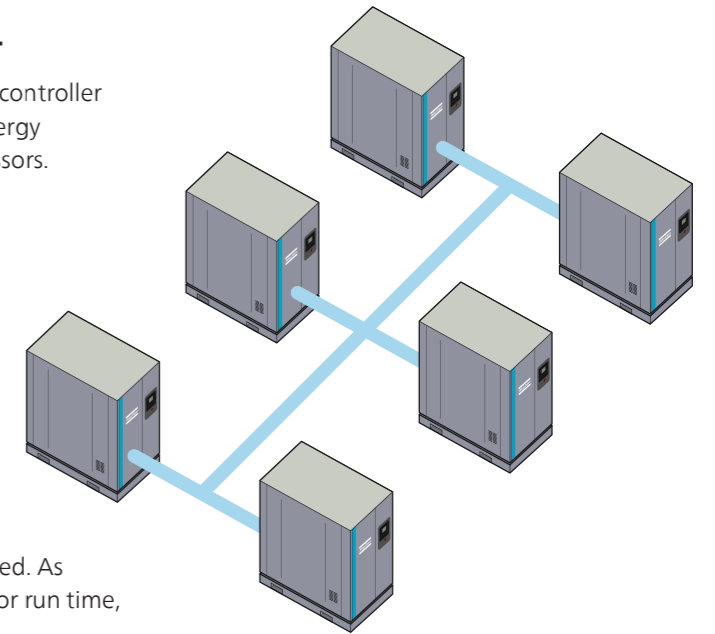
- Improved user-friendliness: 4.3-inch high-definition color display with clear pictograms and service indicator.
- Internet-based compressor visualization using a simple Ethernet connection.
- Increased reliability: new, user-friendly, multilingual user interface and durable keyboard.

Key features:

- Automatic restart after voltage failure.
- Built-in SMARTLINK online monitoring.
- Dual pressure set point.
- More flexibility: four different week schedules that can be programmed for a period of 10 consecutive weeks.
- On-screen Delayed Second Stop function and VSD savings indication.
- Graphical service plan indication.
- Remote control and connectivity functions.
- Software upgrade available to control up to 6 compressors by installing the optional integrated compressor controller.

Optional integrated compressor controller

Install, with a simple license, the optional integrated compressor controller and get simple, central control to reduce system pressure and energy consumption in installations of 4 (EQ4i) or 6 (EQ6i) VSD+ compressors.



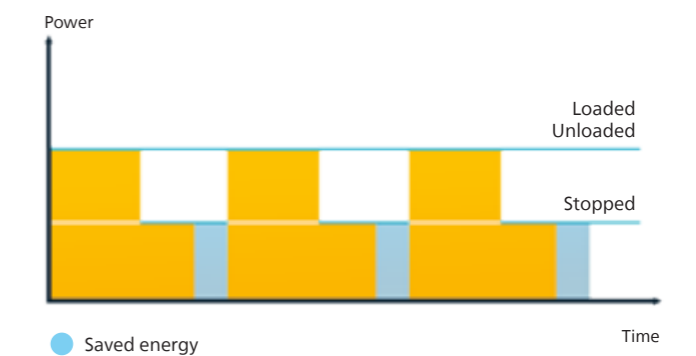
Dual pressure set point & delayed second stop

Most production processes create fluctuating levels of demand which, in turn, can create energy waste in low use periods. Using either an Elektronikon® Swipe or Touch controller, you can manually or automatically create two different system pressure bands to optimize energy use and reduce costs at low use times. In addition, the sophisticated Delayed Second Stop (DSS) runs the drive motor only when needed. As the desired system pressure remains steady at minimal drive motor run time, energy consumption is kept at a minimum.

Without DSS

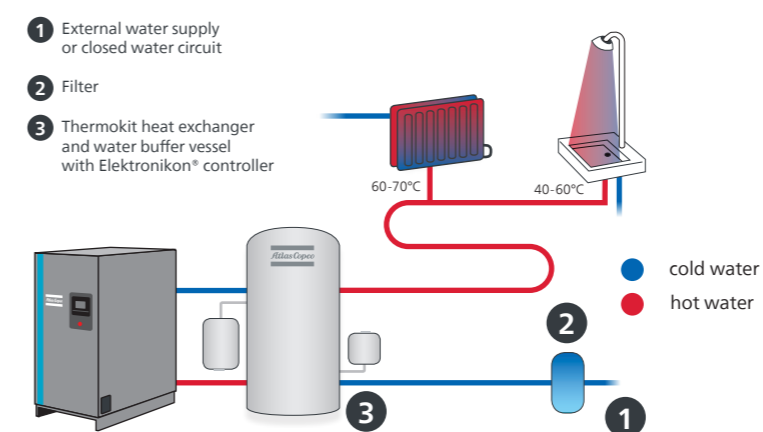


With DSS



Recover and save energy

As much as 90% of the electrical energy used by a compressed air solution is converted into heat. Using Atlas Copco's integrated energy recovery systems, it is feasible to recover up to ~ 75% of that power input as hot air or hot water without any adverse influence on the compressor's performance. Through efficient usage of the recovered energy, you generate important energy cost savings and a high return on investment.

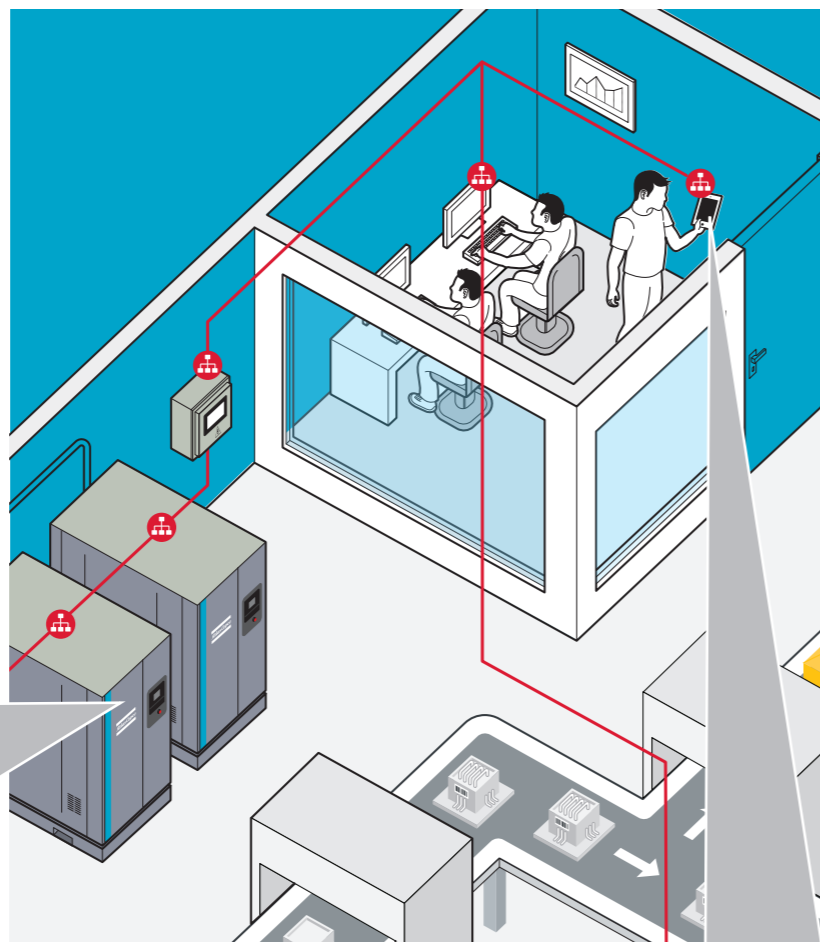


Applications

- Auxiliary or main heating of warehouses, workshops...
- Industrial process heating.
- Water heating for laundries, industrial cleaning and sanitary facilities.
- Canteens and large kitchens.
- Food industry.
- Chemical and pharmaceutical industries.
- Drying processes.

Ready for Industry 4.0

Do you operate a smart factory or Industry 4.0 production environment? Atlas Copco's GA, GA+, and GA VSD+ compressors will fit right in. Their advanced monitoring, control and connectivity features allow you to optimize performance and efficiency.



CONTROL

The Elektronikon® operating system gives you numerous control and monitoring options to optimize compressor performance.

Always at your service

Atlas Copco is a truly global organization with support available in more than 160 countries. As a result, one of our 4850 field service engineers is never far away. We pride ourselves on the swift assistance that keeps your Atlas Copco compressed air system performing reliably and efficiently.

Service plan

Our service plans keep your Atlas Copco compressed air system in excellent shape.

Stand-by solutions

Atlas Copco help is available 24/7. We keep spare parts in stock so you are up and running again as quickly as possible.

Rental

Our specialty rental services meet your temporary compressed air needs. With Customer Centers strategically located around the globe, Atlas Copco Rental can provide a solution for virtually any application.

CONNECT SMARTLINK*: Data Monitoring Program

- Remote monitoring system that helps you optimize your compressed air system and save energy and costs.
- Provides a complete insight in your compressed air network.
- Anticipates potential problems by warning you up-front.

* Please contact your local sales representative for more information.

Excellence in quality air

Untreated compressed air contains moisture, aerosols and dirt particles that can damage your air system and contaminate your end product. The resulting maintenance costs can far exceed air treatment costs. GA compressors provide the clean, dry air that improves your system's reliability, avoiding costly downtime and production delays, and safeguarding the quality of your products.

Integrated purity

Many Atlas Copco compressors (Full Feature option) come with an integrated dryer that efficiently removes moisture, aerosols and dirt particles to protect your investment. This quality air expands the life of your equipment, increasing efficiency and ensuring quality of your final product.

Main benefits of the new, integrated dryer solutions

- Thanks to the Saver Cycle and its extra ambient sensor, the dryer will shut down when a normal dewpoint is reached, allowing 2/3 of the dryer's power to be recuperated (standard on GA VSD+, optional for GA+).
- Available in several variants, allowing you to gain high-quality air in all ambient conditions.
- The heat exchanger with integrated water separator minimizes the energy required to reach a certain air quality.
- Pressure dewpoint at 3°C/37°F on GA+ and GA VSD+ (100% relative humidity at 20°C/68°F, 5°C/41°F on GA).
- The dryer's global warming potential has been reduced by 44% on average. This not only results from the refrigerant's environmentally-friendly characteristics, but also from the smaller volume that is needed (valid for both GA+ and GA VSD+).
- Can be outfitted with optional UD+ filters to obtain the exact air quality you need.



| | ISO QUALITY CLASS* | DIRT PARTICLE SIZE | WATER PRESSURE DEWPOINT GA** | WATER PRESSURE DEWPOINT GA*** | OIL CONCENTRATION |
|--|--------------------|--------------------|------------------------------|-------------------------------|-------------------|
| Pack unit | 3.-4 | 3 microns | - | - | 3 ppm |
| Full Feature unit | 3.4.4 | 3 microns | +5°C/41°F | +3°C/37°F | 3 ppm |
| Full Feature unit with Class 2 integrated filter | 2.4.2 | 1 micron | +5°C/41°F | +3°C/37°F | 0.1 ppm |
| Full Feature unit with Class 1 integrated filter | 1.4.1 | 0.01 microns | +3°C/37°F | +3°C/37°F | 0.01 ppm |

* The table values are maximum limits according to the respective ISO quality class.
 ** Water pressure dewpoint based on 100% RH at 20°C/68°F.

Tailored to your needs

Some applications may need or may benefit from additional options, more refined control or air treatment systems. To meet these needs, Atlas Copco has developed options and easily integrated compatible equipment providing the lowest cost compressed air.

| | G 15-22 | GA 15-26 | GA 11*-30 | GA 15-37 VSD* |
|--|---------|----------|-----------|---------------|
| Integrated filter (DD* or UD*) | • | • | • | • |
| Dryer bypass | - | • | • | • |
| Gear/Direct Driven | - | ✓ | ✓ | ✓ |
| Electronic Water Drains (EWD) on coolers | • | • | ✓ | ✓ |
| Air receiver drain EWD | • | • | N/A | N/A |
| Motor space heater + thermistors | - | • | • | - |
| Phase sequence relay | - | ✓ | ✓ | ✓ |
| Tropical thermostat | • | • | • | • |
| Freeze protection | - | • | • | - |
| Heavy duty air inlet filter | - | • | • | • |
| Fan Saver Cycle | - | • | • | • |
| Compressor inlet pre-filter | - | • | • | • |
| Wooden package | • | • | • | • |
| Rain protection | - | - | • | - |
| Lifting device | - | - | • | - |
| Nema 4 & Nema 4X cubicle | - | - | • | - |
| Central control license 4 (EQ4i) or 6 (EQ6i) machines | - | • | • | • |
| Elektronikon* Touch* | - | • | ✓ | ✓ |
| FoodGrade oil | • | • | • | • |
| Roto Synthetic Xtend oil | • | • | • | • |
| Energy recovery | - | • | • | • |
| Modulating control | - | - | • | - |
| Main power isolator switch | - | • | • | • |
| High ambient temperature versions (55°C/131°F for pack, 50°C/122°F for FF) | - | - | • | N/A |
| Dryer Save Cycle | - | - | • | • |
| Performance certificates | • | • | • | • |

* Except on GA 30.

✓: Standard •: Optional -: Not available

Technical specifications G 15-22

| Compressor type | Max. working pressure | | | | Capacity FAD* | | | Installed motor power | | Noise level** | Weight*** | | | | |
|-----------------|-----------------------|------|------------------------|------|---------------|-------|-------|-----------------------|----|---------------|-----------|-------|----------|-------|----------|
| | Work Place | | WorkPlace Full Feature | | l/s | m³/hr | cfm | kW | hp | | dB(A) | FM kg | FM FF kg | TM kg | TM FF kg |
| | bar(e) | psig | bar(e) | psig | | | | | | | | | | | |
| 50 Hz version | | | | | | | | | | | | | | | |
| G 15 | 7.5 | 7.5 | 108.8 | 7.3 | 105 | 32.4 | 116.7 | 68.7 | 15 | 20 | 67 | 205 | 268 | 270 | 340 |
| | 10 | 10 | 145.0 | 9.8 | 141 | 29.1 | 104.8 | 61.7 | 15 | 20 | 67 | 205 | 268 | 270 | 340 |
| | 13 | 13 | 188.5 | 12.8 | 185 | 22.8 | 82.1 | 48.3 | 15 | 20 | 67 | 205 | 268 | 270 | 340 |
| G 15L**** | 7.5 | 7.5 | 108.8 | 7.3 | 105 | 42.5 | 153.0 | 90.1 | 15 | 20 | 67 | 313 | 371 | 537 | 595 |
| | 10 | 10 | 145.0 | 9.8 | 141 | 38.5 | 138.6 | 81.6 | 15 | 20 | 67 | 313 | 371 | 537 | 595 |
| | 13 | 13 | 188.5 | 12.8 | 185 | 31.2 | 112.3 | 66.1 | 15 | 20 | 67 | 313 | 371 | 537 | 595 |
| G 18 | 7.5 | 7.5 | 108.8 | 7.3 | 105 | 52.1 | 187.6 | 110.4 | 18 | 25 | 69 | 328 | 392 | 545 | 609 |
| | 10 | 10 | 145.0 | 9.8 | 141 | 45.4 | 163.4 | 96.8 | 18 | 25 | 69 | 328 | 392 | 545 | 609 |
| | 13 | 13 | 188.5 | 12.8 | 185 | 38.5 | 138.6 | 81.6 | 18 | 25 | 69 | 328 | 392 | 545 | 609 |
| G 22 | 7.5 | 7.5 | 108.8 | 7.3 | 105 | 62.0 | 223.2 | 131.4 | 22 | 30 | 70 | 344 | 408 | 561 | 625 |
| | 10 | 10 | 145.0 | 9.8 | 141 | 54.1 | 194.7 | 114.5 | 22 | 30 | 70 | 344 | 408 | 561 | 625 |
| | 13 | 13 | 188.5 | 12.8 | 185 | 46.4 | 167.1 | 98.3 | 22 | 30 | 70 | 344 | 408 | 561 | 625 |
| 60 Hz version | | | | | | | | | | | | | | | |
| G 15 | 100 | 7.4 | 107 | 7.2 | 104 | 33.1 | 119.3 | 70.2 | 15 | 20 | 68 | 205 | 268 | 270 | 340 |
| | 125 | 9.1 | 132 | 8.9 | 129 | 29.6 | 106.7 | 62.8 | 15 | 20 | 68 | 205 | 268 | 270 | 340 |
| | 150 | 10.8 | 157 | 10.6 | 154 | 27.3 | 98.4 | 57.9 | 15 | 20 | 68 | 205 | 268 | 270 | 340 |
| | 175 | 12.6 | 182 | 12.3 | 178 | 23.1 | 83.3 | 49.9 | 15 | 20 | 68 | 205 | 268 | 270 | 340 |
| G 15L**** | 100 | 7.4 | 107 | 7.2 | 104 | 44.0 | 158.4 | 93.2 | 15 | 20 | 67 | 313 | 371 | 537 | 595 |
| | 125 | 9.1 | 132 | 8.9 | 129 | 38.8 | 139.7 | 82.2 | 15 | 20 | 67 | 313 | 371 | 537 | 595 |
| | 150 | 10.8 | 157 | 10.6 | 154 | 37.0 | 133.2 | 78.4 | 15 | 20 | 67 | 313 | 371 | 537 | 595 |
| | 175 | 12.6 | 182 | 12.3 | 178 | 32.7 | 117.7 | 69.3 | 15 | 20 | 67 | 328 | 392 | 545 | 609 |
| G 18 | 100 | 7.4 | 107 | 7.2 | 104 | 51.8 | 186.5 | 109.8 | 18 | 25 | 69 | 328 | 392 | 545 | 609 |
| | 125 | 9.1 | 132 | 8.9 | 129 | 46.9 | 168.8 | 99.4 | 18 | 25 | 69 | 328 | 392 | 545 | 609 |
| | 150 | 10.8 | 157 | 10.6 | 154 | 43.3 | 155.9 | 91.7 | 18 | 25 | 69 | 344 | 408 | 561 | 625 |
| | 175 | 12.6 | 182 | 12.3 | 178 | 39.9 | 143.6 | 84.5 | 18 | 25 | 69 | 344 | 408 | 561 | 625 |
| G 22 | 100 | 7.4 | 107 | 7.2 | 104 | 60.5 | 217.8 | 128.2 | 22 | 30 | 70 | 344 | 408 | 561 | 625 |
| | 125 | 9.1 | 132 | 8.9 | 129 | 53.7 | 193.3 | 113.8 | 22 | 30 | 70 | 344 | 408 | 524 | 561 |
| | 150 | 10.8 | 157 | 10.6 | 154 | 48.6 | 175.0 | 103.0 | 22 | 30 | 70 | 344 | 408 | 524 | 561 |
| | 175 | 12.6 | 182 | 12.3 | 178 | 46.0 | 165.6 | 97.5 | 22 | 30 | 70 | 344 | 408 | 524 | 561 |

* Unit performance measured according to ISO 1217 ed. 4 2009, annex C, latest edition.

** Mean noise level measured at a distance of 1 m according to ISO 2151: 2004 using ISO 9614/2 (sound intensity method); tolerance 3 dB(A).

*** FM: Floor-mounted, FM FF: Floor-mounted Full Feature, TM: Tank-mounted, TM FF: Tank-mounted Full Feature.

**** L = larger drivetrain. This model is part of a different series with different specifications and additional benefits: more energy savings, higher FAD, and a lower noise level.

Reference conditions:


- Absolute inlet pressure 1 bar (14.5 psi).
- Intake air temperature 20°C/68°F.

FAD is measured at the following effective working pressures:

- 7 bar(e), 9.5 bar(e), 12.5 bar(e)

Maximum working pressure:

- 13 bar(e) (188 psig)



FM Standard
L: 1130 mm, 44.5"
W: 833 mm, 32.8"
H: 1220 mm, 48.0"

FM Full Feature
L: 1280 mm, 50.4"
W: 833 mm, 32.8"
H: 1220 mm, 48.0"

TM
L: 1921 mm, 75.6"
W: 833 mm, 32.8"
H: 1832 mm, 72.1"

Technical specifications GA 15-26

| Compressor type | Max. working pressure | | | | Capacity FAD* | | | Installed motor power | | Noise level** | Weight (kg)*** | | | | | |
|----------------------|-----------------------|------|------------------------|-------|---------------|-------|-------|-----------------------|-------|---------------|----------------|-----|-------|-----|-------|-----|
| | Work Place | | WorkPlace Full Feature | | l/s | m³/hr | cfm | kW | hp | | dB(A) | FM | FM FF | TM | TM FF | |
| | bar(e) | psig | bar(e) | psig | | | | | | kg | | kg | kg | kg | | |
| 50 Hz version | | | | | | | | | | | | | | | | |
| GA 15 | 7.5 | 7.5 | 108.8 | 7.3 | 105 | 46.9 | 168.8 | 99.4 | 15 | 20 | 67 | 455 | 529 | 645 | 718 | |
| | 8.5 | 8.5 | 123.3 | 8.3 | 120 | 43.5 | 156.6 | 92.2 | 15 | 20 | 67 | 455 | 529 | 645 | 718 | |
| | 10 | 10 | 145.0 | 9.8 | 141 | 39.3 | 141.5 | 83.3 | 15 | 20 | 67 | 455 | 529 | 645 | 718 | |
| | 13 | 13 | 188.5 | 12.8 | 185 | 33.3 | 119.9 | 70.6 | 15 | 20 | 67 | 455 | 529 | 645 | 718 | |
| GA 18 | 7.5 | 7.5 | 108.8 | 7.3 | 105 | 59.6 | 214.6 | 126.3 | 18 | 25 | 68 | 464 | 559 | 654 | 749 | |
| | 8.5 | 8.5 | 123.3 | 8.3 | 120 | 57.0 | 205.2 | 120.8 | 18 | 25 | 68 | 464 | 559 | 654 | 749 | |
| | 10 | 10 | 145.0 | 9.8 | 141 | 49.5 | 178.5 | 105.0 | 18 | 25 | 68 | 464 | 559 | 654 | 749 | |
| GA 22 | 7.5 | 7.5 | 108.8 | 7.3 | 105 | 65.6 | 236.2 | 139.0 | 22 | 30 | 69 | 480 | 575 | 670 | 765 | |
| | 8.5 | 8.5 | 123.3 | 8.3 | 120 | 63.3 | 227.9 | 134.1 | 22 | 30 | 69 | 480 | 575 | 670 | 765 | |
| | 10 | 10 | 145.0 | 9.8 | 141 | 55.3 | 199.1 | 117.2 | 22 | 30 | 69 | 480 | 575 | 670 | 765 | |
| GA 26 | 7.5 | 7.5 | 108.8 | 7.3 | 105 | 72.5 | 260.9 | 153.6 | 26 | 35 | 70.2 | 490 | 585 | 680 | 775 | |
| | 8.5 | 8.5 | 123.3 | 8.3 | 120 | 66.6 | 239.7 | 141.1 | 26 | 35 | 70.2 | 490 | 585 | 680 | 775 | |
| | 10 | 10 | 145.0 | 9.8 | 141 | 64.3 | 231.4 | 136.2 | 26 | 35 | 70.2 | 490 | 585 | 680 | 775 | |
| GA 26 | 13 | 13 | 188.5 | 12.8 | 185 | 56.6 | 203.9 | 120.0 | 26 | 35 | 70.2 | 490 | 585 | 680 | 775 | |
| | 60 Hz version | | | | | | | | | | | | | | | |
| | GA 15 | 100 | 7.4 | 107.0 | 7.1 | 103 | 47.6 | 171.4 | 100.9 | 15 | 20 | 67 | 455 | 529 | 645 | 718 |
| 125 | | 9.1 | 132.0 | 8.9 | 128 | 43.3 | 155.9 | 91.7 | 15 | 20 | 67 | 455 | 529 | 645 | 718 | |
| 150 | | 10.8 | 157.0 | 10.6 | 153 | 40.0 | 144.0 | 84.8 | 15 | 20 | 67 | 455 | 529 | 645 | 718 | |
| 175 | | 12.6 | 182.0 | 12.3 | 178 | 33.5 | 120.6 | 71.0 | 15 | 20 | 67 | 455 | 529 | 645 | 718 | |
| GA 18 | 100 | 7.4 | 107.0 | 7.1 | 103 | 60.3 | 217.1 | 127.8 | 18 | 25 | 68 | 464 | 559 | 654 | 749 | |
| | 125 | 9.1 | 132.0 | 8.9 | 128 | 57.7 | 207.7 | 122.3 | 18 | 25 | 68 | 464 | 559 | 654 | 749 | |
| | 150 | 10.8 | 157.0 | 10.6 | 153 | 49.5 | 178.2 | 104.9 | 18 | 25 | 68 | 464 | 559 | 654 | 749 | |
| | 175 | 12.6 | 182.0 | 12.3 | 178 | 39.4 | 141.8 | 83.5 | 18 | 25 | 68 | 464 | 559 | 654 | 749 | |
| GA 22 | 100 | 7.4 | 107.0 | 7.1 | 103 | 67.2 | 241.9 | 142.4 | 22 | 30 | 69 | 480 | 575 | 670 | 765 | |
| | 125 | 9.1 | 132.0 | 8.9 | 128 | 63.2 | 227.5 | 133.9 | 22 | 30 | 69 | 480 | 575 | 670 | 765 | |
| | 150 | 10.8 | 157.0 | 10.6 | 153 | 60.2 | 216.7 | 127.6 | 22 | 30 | 69 | 480 | 575 | 670 | 765 | |
| | 175 | 12.6 | 182.0 | 12.3 | 178 | 49.9 | 179.6 | 105.7 | 22 | 30 | 69 | 480 | 575 | 670 | 765 | |
| GA 26 | 100 | 7.4 | 107.0 | 7.1 | 103 | 69.1 | 248.8 | 146.4 | 26 | 35 | 70.3 | 490 | 585 | 680 | 775 | |
| | 125 | 9.1 | 132.0 | 8.9 | 128 | 66.5 | 239.4 | 140.9 | 26 | 35 | 70.3 | 490 | 585 | 680 | 775 | |
| | 150 | 10.8 | 157.0 | 10.6 | 153 | 63.7 | 229.3 | 135.0 | 26 | 35 | 70.3 | 490 | 585 | 680 | 775 | |
| | 175 | 12.6 | 182.0 | 12.3 | 178 | 56.6 | 203.8 | 119.9 | 26 | 35 | 70.3 | 490 | 585 | 680 | 775 | |

* Unit performance measured according to ISO 1217 ed. 4 2009, annex C, latest edition.

** Mean noise level measured at a distance of 1 m according to ISO 2151: 2004 using ISO 9614/2 (sound intensity method); tolerance 3 dB(A).

*** FM: Floor-mounted, FM FF: Floor-mounted Full Feature, TM: Tank-mounted, TM FF: Tank-mounted Full Feature.

Reference conditions:


- Absolute inlet pressure 1 bar (14.5 psi).
- Intake air temperature 20°C/68°F.

FAD is measured at the following effective working pressures:

- 7 bar(e), 8 bar(e), 9.5 bar(e), 12.5 bar(e)

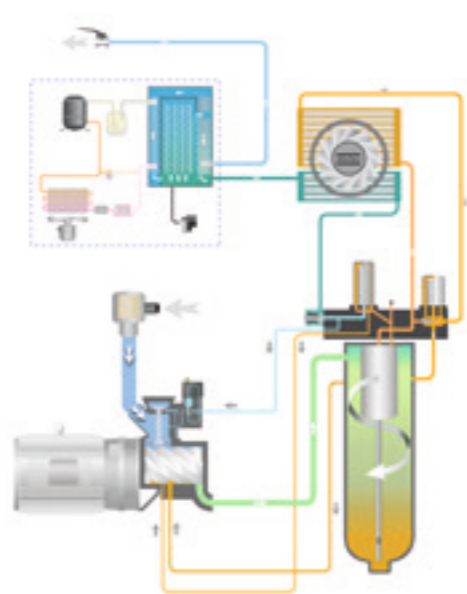
Maximum working pressure:

- 13 bar(e) (188 psig)



Standard H TM: 1832 mm, 72"
H FM: 1220 mm, 48"
L TM: 1904 mm, 74"
L FM: 1280 mm, 50"
W: 833 mm, 33"

Full Feature H TM: 1832 mm, 72"
H FM: 1220 mm, 48"
L TM: 1904 mm, 74"
L FM: 1775 mm, 69"
W: 833 mm, 33"



- Intake air
- Air/oil mixture
- Oil
- Wet compressed air
- Condensate
- Dry air
- Gaseous coolant
- Liquid coolant
- Compressed air without free water
- Dry compressed air
- Water
- Refrigerant gas/liquid mixture
- High pressure, hot refrigerant gas
- Low pressure, cool refrigerant gas
- High pressure refrigerant liquid
- Low pressure refrigerant liquid

Technical specifications GA 15-37 VSD+

| Compressor type | Max. working pressure | | Capacity FAD* min-max | | | Installed motor power | | Noise level** | Weight (kg) | |
|-----------------|-----------------------|------|-----------------------|-------------|------------|-----------------------|----|---------------|-------------|-----------|
| | WorkPlace | | l/s | m³/h | cfm | kW | hp | | dB(A) | WorkPlace |
| | bar(e) | psig | | | | | | kg | | kg |
| GA 15 VSD+ | 5.5 | 80 | 7.2-42.3 | 25.9-152.3 | 15.2-89.6 | 15 | 20 | 64 | 199 | 288 |
| | 7 | 102 | 7.1-41.8 | 25.6-150.5 | 15.0-88.6 | 15 | 20 | 64 | 199 | 288 |
| | 9.5 | 138 | 6.8-35.5 | 24.5-127.8 | 14.4-75.2 | 15 | 20 | 64 | 199 | 288 |
| | 12.5 | 181 | 7.3-27.9 | 26.3-100.4 | 15.5-59.1 | 15 | 20 | 64 | 199 | 288 |
| GA 18 VSD+ | 4 | 58 | 15.1-63.9 | 54.4-230.0 | 32.0-135.4 | 18 | 25 | 67 | 367 | 480 |
| | 7 | 102 | 14.9-62.5 | 53.6-225.0 | 31.6-132.4 | 18 | 25 | 67 | 367 | 480 |
| | 9.5 | 138 | 17.1-53.6 | 61.6-193.0 | 36.2-113.6 | 18 | 25 | 67 | 367 | 480 |
| | 12.5 | 181 | 16.4-43.5 | 59.0-156.6 | 34.7-92.2 | 18 | 25 | 67 | 367 | 480 |
| GA 22 VSD+ | 4 | 58 | 15.3-76.9 | 55.1-276.8 | 32.4-162.9 | 22 | 30 | 67 | 363 | 485 |
| | 7 | 102 | 15.0-75.1 | 54.0-270.4 | 31.8-159.1 | 22 | 30 | 67 | 363 | 485 |
| | 9.5 | 138 | 17.3-65.2 | 62.3-234.7 | 36.7-138.2 | 22 | 30 | 67 | 363 | 485 |
| | 12.5 | 181 | 17.1-54.1 | 61.6-194.8 | 36.2-114.6 | 22 | 30 | 67 | 363 | 485 |
| GA 26 VSD+ | 4 | 58 | 14.9-86.3 | 53.6-310.7 | 31.6-182.9 | 26 | 35 | 67 | 373 | 490 |
| | 7 | 102 | 14.5-85.5 | 52.2-307.8 | 30.7-181.2 | 26 | 35 | 67 | 373 | 490 |
| | 9.5 | 138 | 17.0-78.4 | 61.2-282.2 | 36.0-166.1 | 26 | 35 | 67 | 373 | 490 |
| | 12.5 | 181 | 16.4-64.5 | 59.0-232.2 | 34.7-136.7 | 26 | 35 | 67 | 373 | 490 |
| GA 30 VSD+ | 4 | 58 | 15.1-98.0 | 54.4-352.8 | 32.0-207.7 | 30 | 40 | 67 | 376 | 500 |
| | 7 | 102 | 15.0-97.4 | 54.0-350.6 | 31.8-206.4 | 30 | 40 | 67 | 376 | 500 |
| | 9.5 | 138 | 17.1-85.6 | 61.6-308.2 | 36.2-181.4 | 30 | 40 | 67 | 376 | 500 |
| | 12.5 | 181 | 16.7-72.0 | 60.1-259.2 | 35.4-152.6 | 30 | 40 | 67 | 376 | 500 |
| GA 37 VSD+ | 4 | 58 | 15.3-116.5 | 55.1-419.4 | 32.4-246.8 | 37 | 50 | 67 | 376 | 500 |
| | 7 | 102 | 14.8-115.0 | 53.3-414.0 | 31.4-243.7 | 37 | 50 | 67 | 376 | 500 |
| | 9.5 | 138 | 17.1-102.3 | 61.6-368.3 | 36.2-216.8 | 37 | 50 | 67 | 376 | 500 |
| | 12.5 | 181 | 16.4-86.7 | 59.0-312.1 | 34.7-183.7 | 37 | 50 | 67 | 376 | 500 |
| GA 37L VSD*** | 4 | 58 | 25.9-131.5 | 93.2-473.4 | 54.9-278.6 | 37 | 50 | 67 | 860 | 1060 |
| | 7 | 102 | 25.8-130.4 | 92.9-469.4 | 54.7-276.3 | 37 | 50 | 67 | 860 | 1060 |
| | 9.5 | 138 | 24.8-115.0 | 89.3-414.0 | 52.5-243.7 | 37 | 50 | 67 | 860 | 1060 |
| | 12.5 | 181 | 38.2-98.0 | 137.5-352.8 | 80.9-207.7 | 37 | 50 | 67 | 860 | 1060 |

* Unit performance measured according to ISO 1217 ed. 4 2009, annex E, latest edition.

** Mean noise level measured at a distance of 1 m according to ISO 2151: 2004 using ISO 9614/2 (sound intensity method); tolerance 3 dB(A).

*** L = larger drivetrain. This model is part of a different series with different specifications and additional benefits: more energy savings, higher FAD, and a lower noise level.

Reference conditions:

- Absolute inlet pressure 1 bar (14.5 psi).
- Intake air temperature 20°C/68°F.

FAD is measured at the following effective working pressures:

- 5.5 bar(e), 7 bar(e), 9.5 bar(e), 12.5 bar(e)

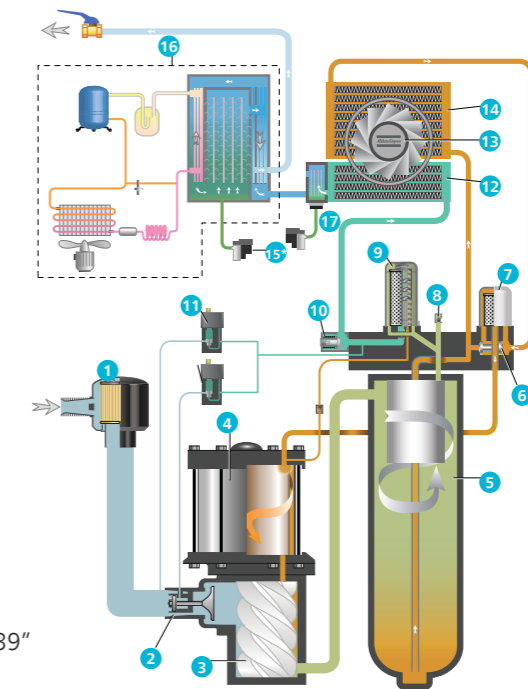
Maximum working pressure:

- 13 bar(e) (188 psig)



GA 15 VSD+ (Standard/ Full Feature) H: 1420 mm, 56"
L: 630 mm, 25"
W: 610/985 mm, 24/39"

GA 18-37 VSD+ (Standard/ Full Feature) H: 1590 mm, 63"
L: 780 mm, 31"
W: 811/1273 mm, 32/50"



- Wet compressed air
 - Condensate
 - Dry compressed air
 - Intake air
 - Air/oil mixture
 - Oil
- 1 Inlet filter
 - 2 Sentinel valve
 - 3 Screw element
 - 4 Interior permanent magnet motor (iPM)
 - 5 Air/oil vessel
 - 6 Thermostatic bypass valve
 - 7 Oil filter
 - 8 Safety valve
 - 9 Oil separator
 - 10 Minimum pressure valve
 - 11 Solenoid valve
 - 12 After-cooler
 - 13 Fan
 - 14 Oil-cooler
 - 15 Electronic drain (* mounted on after-cooler on models without dryer)
 - 16 Dryer (Full Feature option)
 - 17 Condensation prevention cycle

Technical specifications GA 11+-30 (50 Hz version)

| Compressor type | Max. working pressure | | | | Capacity FAD* | | | Installed motor power | | Noise level** | Weight | | |
|-----------------|-----------------------|------|------------------------|------|---------------|--------------------|-------|-----------------------|------|---------------|-----------|------------------------|-----|
| | WorkPlace | | WorkPlace Full Feature | | | | | | | | WorkPlace | WorkPlace Full Feature | |
| | bar(e) | psig | bar(e) | psig | l/s | m ³ /hr | cfm | kW | hp | dB(A) | kg | kg | |
| GA 11+ | 7.5 | 7.5 | 109 | 7.3 | 105 | 37.2 | 133.9 | 78.8 | 11 | 15 | 68 | 411 | 451 |
| | 8.5 | 8.5 | 116 | 8.3 | 120 | 35.7 | 128.5 | 75.6 | 11 | 15 | 68 | 411 | 451 |
| | 10 | 10 | 145 | 9.8 | 141 | 32.3 | 116.3 | 68.4 | 11 | 15 | 68 | 411 | 451 |
| | 13 | 13 | 189 | 12.8 | 185 | 26.7 | 96.1 | 56.6 | 11 | 15 | 68 | 411 | 451 |
| GA 15+ | 7.5 | 7.5 | 109 | 7.3 | 105 | 51.7 | 186.1 | 109.5 | 15 | 20 | 69 | 427 | 483 |
| | 8.5 | 8.5 | 116 | 8.3 | 120 | 46.1 | 166.0 | 97.7 | 15 | 20 | 69 | 427 | 483 |
| | 10 | 10 | 145 | 9.8 | 141 | 41.1 | 148.0 | 87.1 | 15 | 20 | 69 | 427 | 467 |
| | 13 | 13 | 189 | 12.8 | 185 | 36.9 | 132.8 | 78.2 | 15 | 20 | 69 | 427 | 467 |
| GA 18+ | 7.5 | 7.5 | 109 | 7.3 | 105 | 62.6 | 225.4 | 132.6 | 18.5 | 25 | 69 | 428 | 484 |
| | 8.5 | 8.5 | 116 | 8.3 | 120 | 58.2 | 209.5 | 123.3 | 18.5 | 25 | 69 | 428 | 484 |
| | 10 | 10 | 145 | 9.8 | 141 | 51.3 | 184.7 | 108.7 | 18.5 | 25 | 69 | 428 | 484 |
| | 13 | 13 | 189 | 12.8 | 185 | 45.8 | 164.9 | 97.0 | 18.5 | 25 | 69 | 428 | 484 |
| GA 22+ | 7.5 | 7.5 | 109 | 7.3 | 105 | 72.6 | 261.4 | 153.8 | 22 | 30 | 67 | 487 | 545 |
| | 8.5 | 8.5 | 116 | 8.3 | 120 | 69.7 | 250.9 | 147.7 | 22 | 30 | 67 | 487 | 545 |
| | 10 | 10 | 145 | 9.8 | 141 | 62.6 | 225.4 | 132.6 | 22 | 30 | 67 | 487 | 545 |
| | 13 | 13 | 189 | 12.8 | 185 | 55.1 | 198.4 | 116.8 | 22 | 30 | 67 | 487 | 545 |
| GA 26+ | 7.5 | 7.5 | 109 | 7.3 | 105 | 87.2 | 313.9 | 184.8 | 26 | 35 | 68 | 490 | 548 |
| | 8.5 | 8.5 | 116 | 8.3 | 120 | 83.7 | 301.3 | 177.4 | 26 | 35 | 68 | 490 | 548 |
| | 10 | 10 | 145 | 9.8 | 141 | 76.5 | 275.4 | 162.1 | 26 | 35 | 68 | 490 | 545 |
| | 13 | 13 | 189 | 12.8 | 185 | 66.2 | 238.3 | 140.3 | 26 | 35 | 68 | 490 | 545 |
| GA 30 | 7.5 | 7.5 | 109 | 7.3 | 105 | 94.0 | 338.4 | 199.2 | 30 | 40 | 70 | 509 | 567 |
| | 8.5 | 8.5 | 116 | 8.3 | 120 | 93.1 | 335.2 | 197.3 | 30 | 40 | 70 | 509 | 567 |
| | 10 | 10 | 145 | 9.8 | 141 | 86.4 | 311.0 | 183.1 | 30 | 40 | 70 | 509 | 567 |
| | 13 | 13 | 189 | 12.8 | 185 | 77.0 | 277.2 | 163.2 | 30 | 40 | 70 | 509 | 567 |

Technical specifications GA 11+-30 (60 Hz version)

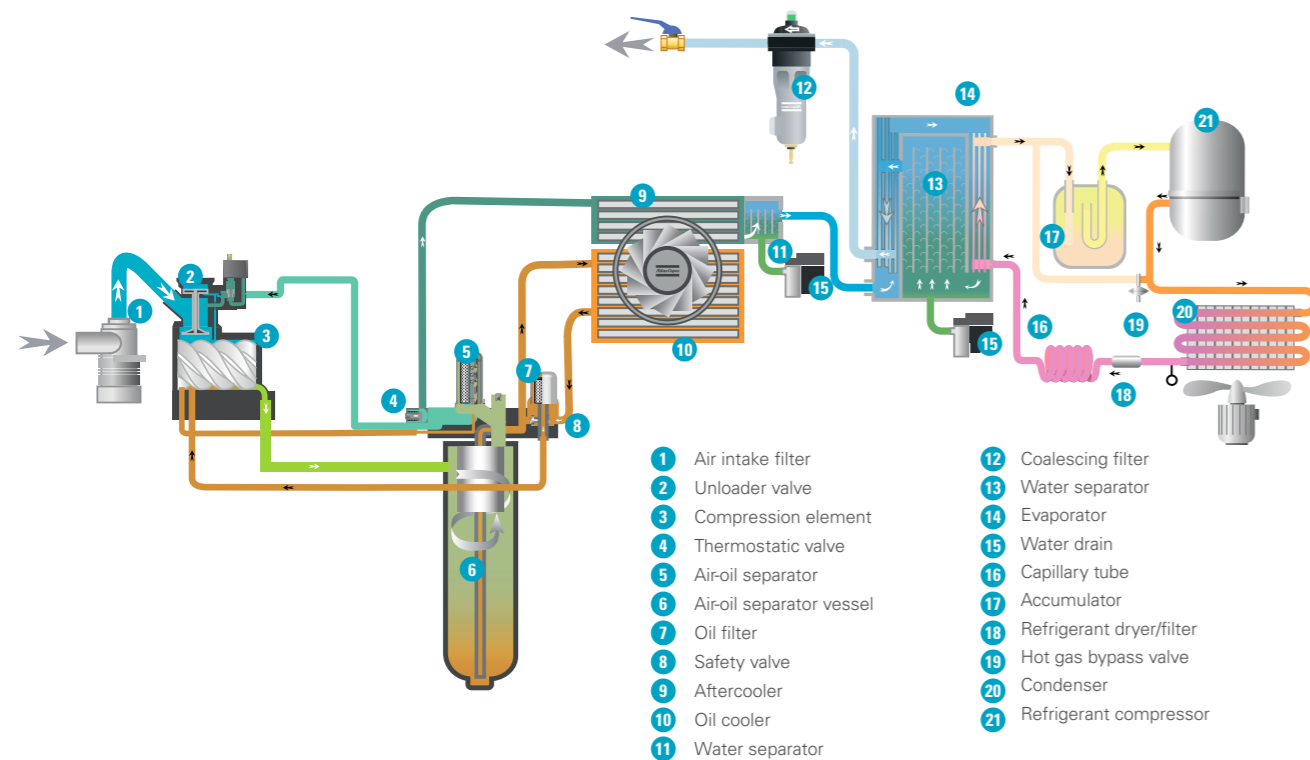
| Compressor type | Max. working pressure | | | | Capacity FAD* | | | Installed motor power | | Noise level** | Weight | | |
|-----------------|-----------------------|------|------------------------|------|---------------|--------------------|-------|-----------------------|------|---------------|-----------|------------------------|-----|
| | WorkPlace | | WorkPlace Full Feature | | | | | | | | WorkPlace | WorkPlace Full Feature | |
| | bar(e) | psig | bar(e) | psig | l/s | m ³ /hr | cfm | kW | hp | dB(A) | kg | kg | |
| GA 11+ | 100 | 7.4 | 107 | 7.2 | 104 | 39.4 | 141.8 | 83.5 | 11 | 15 | 68 | 411 | 451 |
| | 125 | 9.1 | 132 | 8.9 | 128 | 34.3 | 123.5 | 72.7 | 11 | 15 | 68 | 411 | 451 |
| | 150 | 10.8 | 157 | 10.6 | 153 | 30.4 | 109.4 | 64.4 | 11 | 15 | 68 | 411 | 451 |
| | 175 | 12.6 | 183 | 12.3 | 179 | 26.1 | 94.0 | 55.3 | 11 | 15 | 68 | 411 | 451 |
| GA 15+ | 100 | 7.4 | 107 | 7.2 | 104 | 51.9 | 186.8 | 110.0 | 15 | 20 | 69 | 427 | 483 |
| | 125 | 9.1 | 132 | 8.9 | 128 | 46.1 | 166.0 | 97.7 | 15 | 20 | 69 | 427 | 483 |
| | 150 | 10.8 | 157 | 10.6 | 153 | 40.5 | 145.8 | 85.8 | 15 | 20 | 69 | 427 | 467 |
| | 175 | 12.6 | 183 | 12.3 | 179 | 36.0 | 129.6 | 76.3 | 15 | 20 | 69 | 427 | 467 |
| GA 18+ | 100 | 7.4 | 107 | 7.2 | 104 | 63.6 | 229.0 | 134.8 | 18.5 | 25 | 69 | 428 | 484 |
| | 125 | 9.1 | 132 | 8.9 | 128 | 56.6 | 203.8 | 119.9 | 18.5 | 25 | 69 | 428 | 484 |
| | 150 | 10.8 | 157 | 10.6 | 153 | 51.2 | 184.3 | 108.5 | 18.5 | 25 | 69 | 428 | 484 |
| | 175 | 12.6 | 183 | 12.3 | 179 | 45.3 | 163.1 | 96.0 | 18.5 | 25 | 69 | 428 | 484 |
| GA 22+ | 100 | 7.4 | 107 | 7.2 | 104 | 73.8 | 265.7 | 156.4 | 22 | 30 | 67 | 487 | 545 |
| | 125 | 9.1 | 132 | 8.9 | 128 | 69.2 | 249.1 | 146.6 | 22 | 30 | 67 | 487 | 545 |
| | 150 | 10.8 | 157 | 10.6 | 153 | 63.0 | 226.8 | 133.5 | 22 | 30 | 67 | 487 | 545 |
| | 175 | 12.6 | 183 | 12.3 | 179 | 58.1 | 209.2 | 123.1 | 22 | 30 | 67 | 487 | 545 |
| GA 26+ | 100 | 7.4 | 107 | 7.2 | 104 | 85.3 | 307.1 | 180.7 | 26 | 35 | 68 | 490 | 548 |
| | 125 | 9.1 | 132 | 8.9 | 128 | 80.6 | 290.2 | 170.8 | 26 | 35 | 68 | 490 | 548 |
| | 150 | 10.8 | 157 | 10.6 | 153 | 72.7 | 261.7 | 154.0 | 26 | 35 | 68 | 490 | 545 |
| | 175 | 12.6 | 183 | 12.3 | 179 | 66.1 | 238.0 | 140.1 | 26 | 35 | 68 | 490 | 545 |
| GA 30 | 100 | 7.4 | 107 | 7.2 | 104 | 93.8 | 337.7 | 198.8 | 30 | 40 | 70 | 509 | 567 |
| | 125 | 9.1 | 132 | 8.9 | 128 | 90.4 | 325.4 | 191.5 | 30 | 40 | 70 | 509 | 567 |
| | 150 | 10.8 | 157 | 10.6 | 153 | 83.7 | 301.3 | 177.4 | 30 | 40 | 70 | 509 | 567 |
| | 175 | 12.6 | 183 | 12.3 | 179 | 75.8 | 272.9 | 160.6 | 30 | 40 | 70 | 509 | 567 |

* Unit performance measured according to ISO 1217, Annex C, latest edition.
** Mean noise level measured according to ISO 2151/Pneuro/Cagi PN8NTC2 test code; tolerance 2 dB(A).


Reference conditions:
• Absolute inlet pressure 1 bar (14.5 psi)
• Intake air temperature 20°C, 68°F

FAD is measured at the following working pressures:
• 7.5 bar versions at 7 bar
• 8 bar versions at 8 bar
• 10 bar versions at 9.5 bar
• 13 bar versions at 12.5 bar

Pressure dewpoint of integrated refrigerant dryer of GA 11+ - GA 15+ - GA 18+ - GA 22+ - GA 26+ - GA 30 at reference conditions 2°C to 3°C, 36°F to 37°F.



Dimensions





ISO 9001 · ISO 14001
OHSAS 18001

Atlas Copco

atlascopco.com

